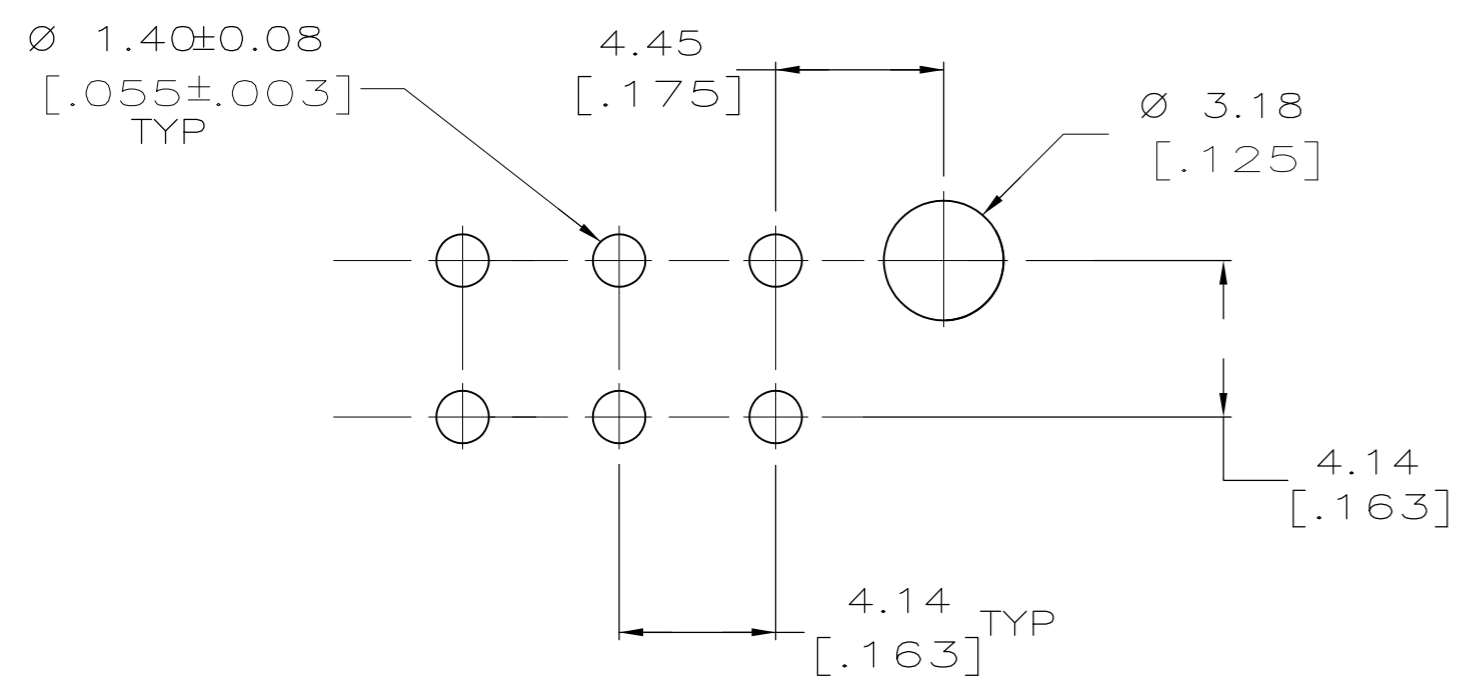
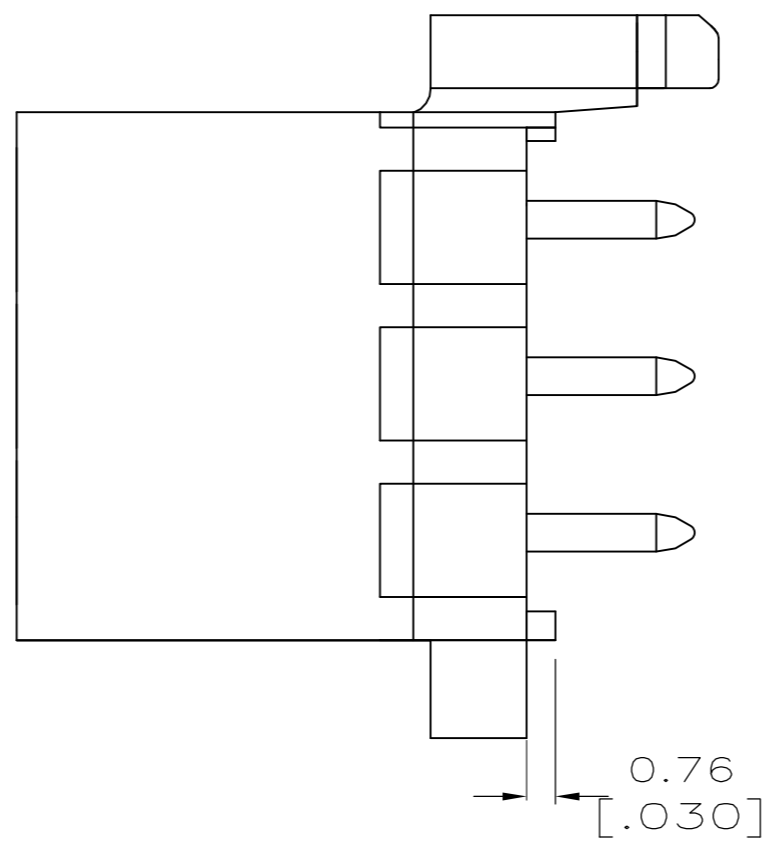
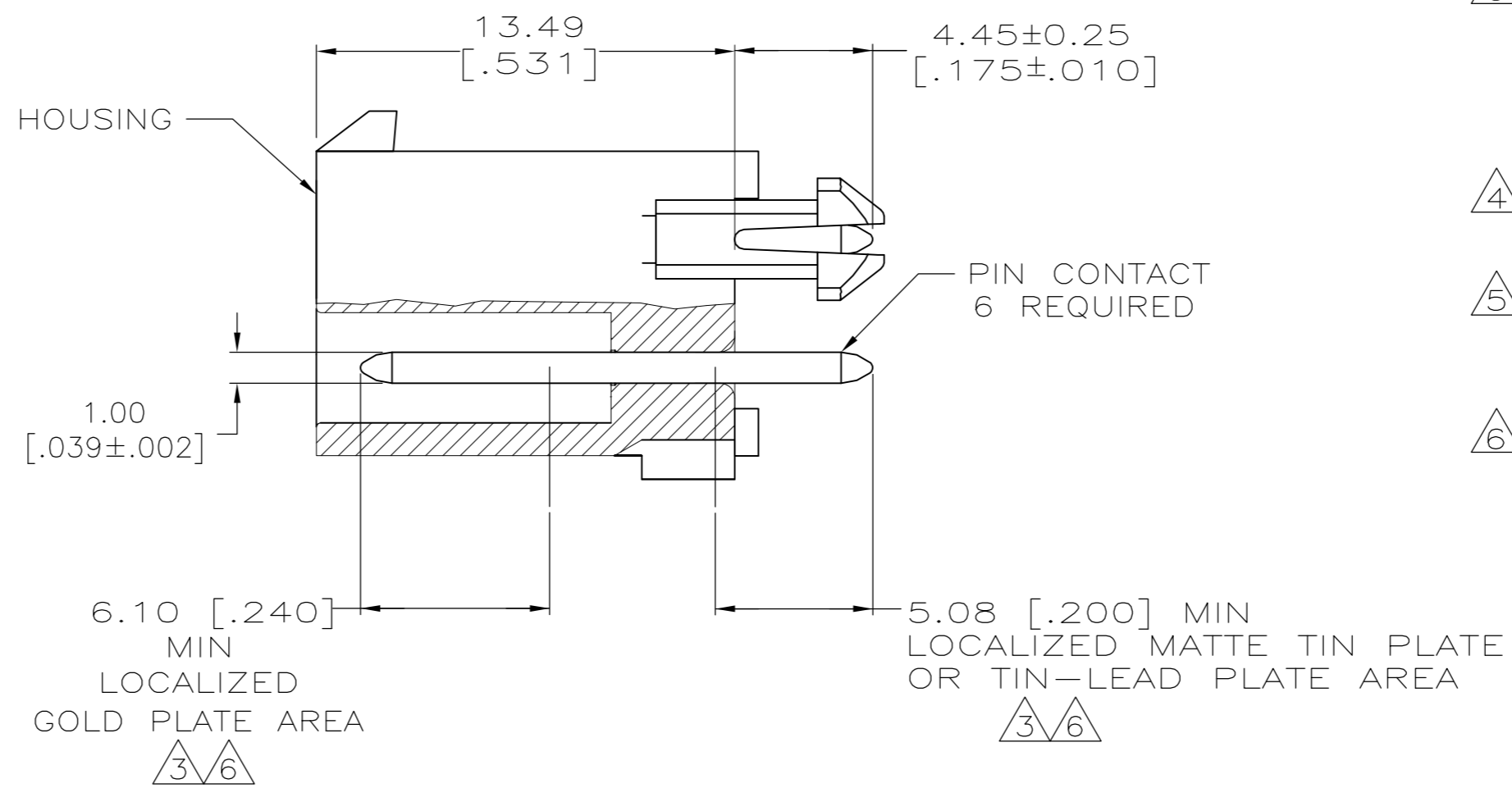
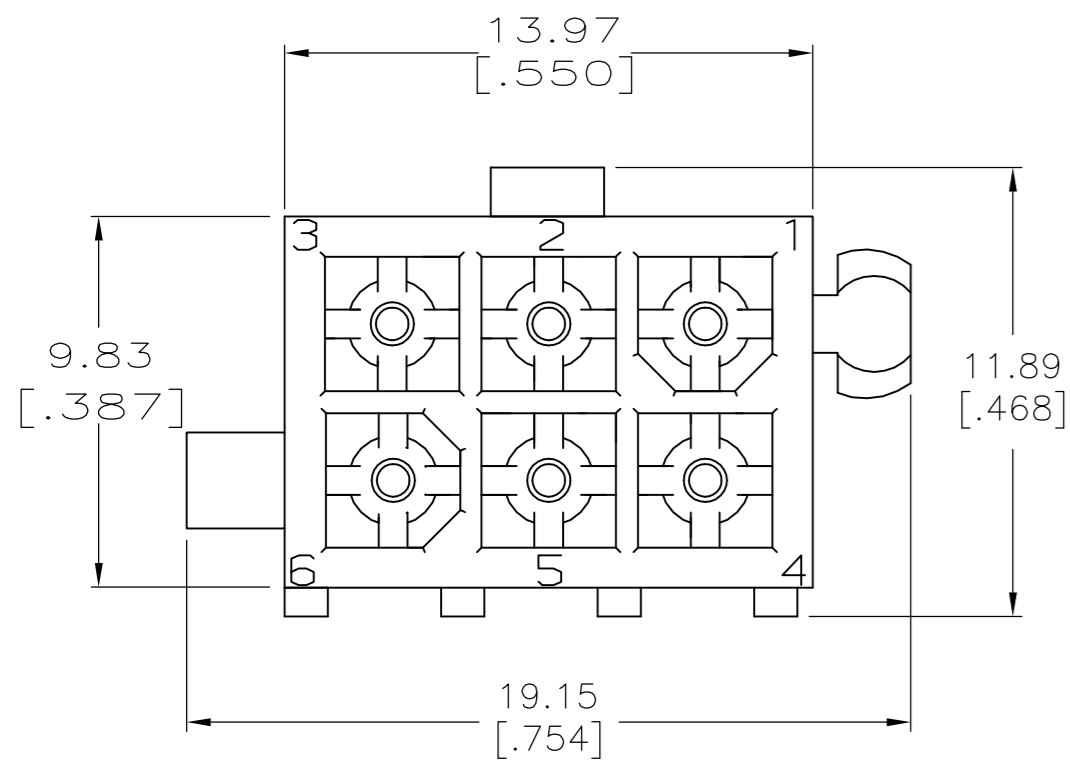


THIS DRAWING IS UNPUBLISHED. RELEASED FOR PUBLICATION
 © COPYRIGHT - By - ALL RIGHTS RESERVED.

LOC		DIST		REVISIONS			
P	LTR	DESCRIPTION		DATE	DWN	APVD	
CM	0	G		REVISED PER ECR-15-010337	23JUL2015	RK	SC

- PINS TO COMPLY WITH AMP SOLDERABILITY SPEC. 109-11-3.
- DIMENSIONS SHOWN IN BRACKETS ARE IN INCHES.
- 0.00076 [.000030] MIN GOLD PLATE IN THE LOCALIZED GOLD PLATE AREA, 0.00381 [.000150] MATTE TIN LEAD IN THE LOCALIZED TIN LEAD PLATE AREA, BOTH OVER 0.00127 [.000050] MIN NICKEL.
- 0.00381 [.000150] MATTE TIN LEAD OVER LENGTH OF PIN.
- 0.00381 [.000150] MATTE TIN OVER 0.00127 [.000050] MIN NICKEL ENTIRE LENGTH OF PIN.
- 0.00076 [.000030] MIN GOLD PLATE IN THE LOCALIZED GOLD PLATE AREA, 0.00381 [.000150] MATTE TIN IN THE LOCALIZED TIN PLATE AREA, BOTH OVER 0.00127 [.000050] MIN NICKEL.



RECOMMENDED LAYOUT FOR 1.57 [.062] THICK BOARD
 TOLERANCES NON-ACCUMULATIVE

MATERIAL	FINISH	MATERIAL	COLOR	PART NO.
BRASS	6	NYLON, UL94V-0	WHITE	1-770875-1
BRASS	5	NYLON, UL94V-0	WHITE	1-770875-0
BRASS	3	NYLON, UL94V-0	WHITE	770875-2
BRASS	4	NYLON, UL94V-0	WHITE	770875-1

THIS DRAWING IS A CONTROLLED DOCUMENT.

DWN	S CARPENTER	08JUN05
CHK	R JONES	29JUL2003
APVD	R JONES	29JUL2003

TE Connectivity

NAME: HEADER ASSEMBLY
 CLOSED BOTTOM, 6 CKT,
 MINI UNIVERSAL MATE-N-LOK

SIZE	CAGE CODE	DRAWING NO	RESTRICTED TO
A2	00779	C=770875	-

CUSTOMER DRAWING SCALE 5:1 SHEET 1 OF 1 REV G